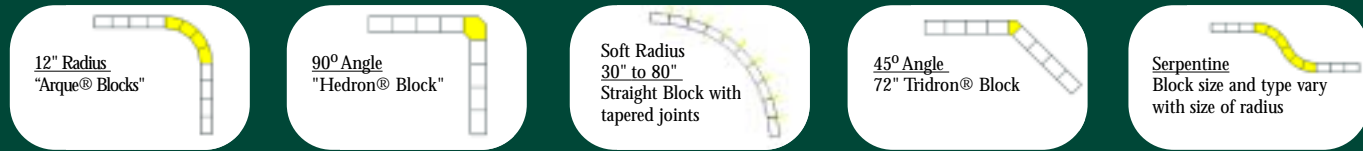
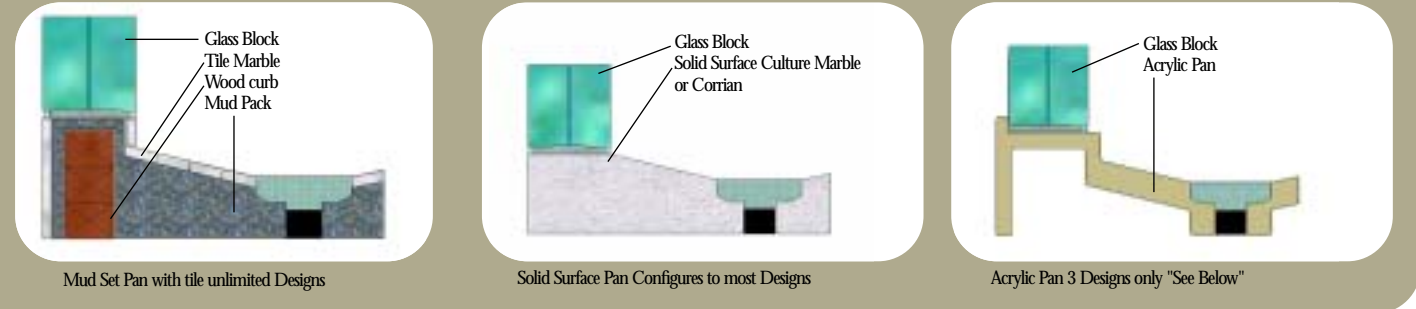


## Endless Shapes For Any Configuration



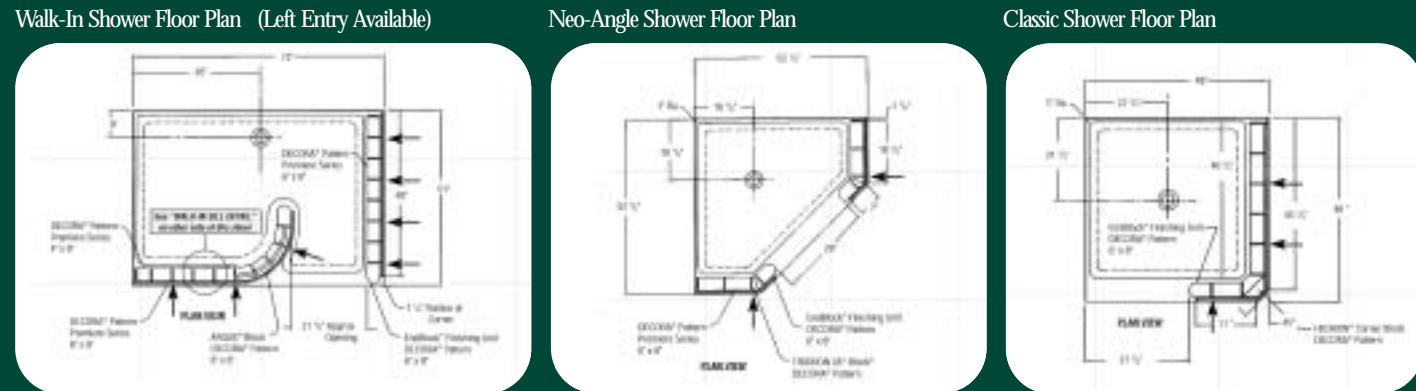
## Shower Pan And Curb Detail Options



## Most Frequently Asked Questions

- Q: I know I want a glass block shower, but how do I get started?**  
**A:** Our website, [www.seattleglassblock.com](http://www.seattleglassblock.com), is loaded with information including completed showers, block patterns, and our showroom location. 3-D computer aided design is also available. All you need is the desire.
- Q: How large of an area do I need for a doorless shower?**  
**A:** standard 5' x 3' space is adequate. A rule of thumb is to locate the entry 3-4 feet from the showerhead.
- Q: What is the average cost for a glass block shower?**  
**A:** walk-in (doorless) showers commonly range between \$1,800 - \$2,200 installed. This price excludes the shower pan and wall finish work, which are normally completed by your Tile contractor.
- Q: Are the glass and grout difficult to clean?**  
**A:** No, our grout finish includes an acrylic latex sealer to block moisture. We also sell surface sealers for both grout and glass that make periodic cleaning much easier.
- Q: Is special framing required to support the glass block?**  
**A:** No, glass block walls are approximately 100 lbs. per lineal foot. Bathroom floors are already constructed to handle a filled bathtub, which weighs substantially more.
- Q: What are my options for the shower pan?**  
**A:** Traditionally, a mortar-set pan is constructed by the tile setter and finished with tile, marble, or granite. Solid surface options such as Cultured Marble or Corian are also available, as well as 3 specific designs of preformed acrylic pans.
- Q: At what stage of construction is the glass block installed?**  
**A:** Ideally, when the shower pan is waterproofed and wallboard is in place. See our website for more detailed information.

## Acrylic Pans For Glass Block from Pittsburgh Corning



## Finish Options for Endwall Conditions



## Maintenance Products



# SEATTLE GLASS BLOCK

## Turning Your Dream Shower Into A Reality



Abbott Custom Homes Spec home Seattle Glass Block Design  
 Decora® Pattern Arque® radius blocks used to make 45° angles. Style cap finished ends.



DLB Construction Spec Home  
 Decora® Pattern Soft Radius 6x8 Straight Block with tapered joints



Visit Our Showroom  
 6029 238th St SE Woodinville, WA 98072  
 425-483-9977 800-829-9419

# A Fun Part Of Your Construction Project And A Great Start To Every Day

Decora® Pattern 4 x 8 straight Block Radius wall Style Cap End Detail

D.C. Granger Inc.  
Decora® Patterns  
45 Angle Tridron® Block



Home Owner  
Managed Project

Decora® Pattern  
27" Radius Arque® Block  
& 6 x 8 Straight Block



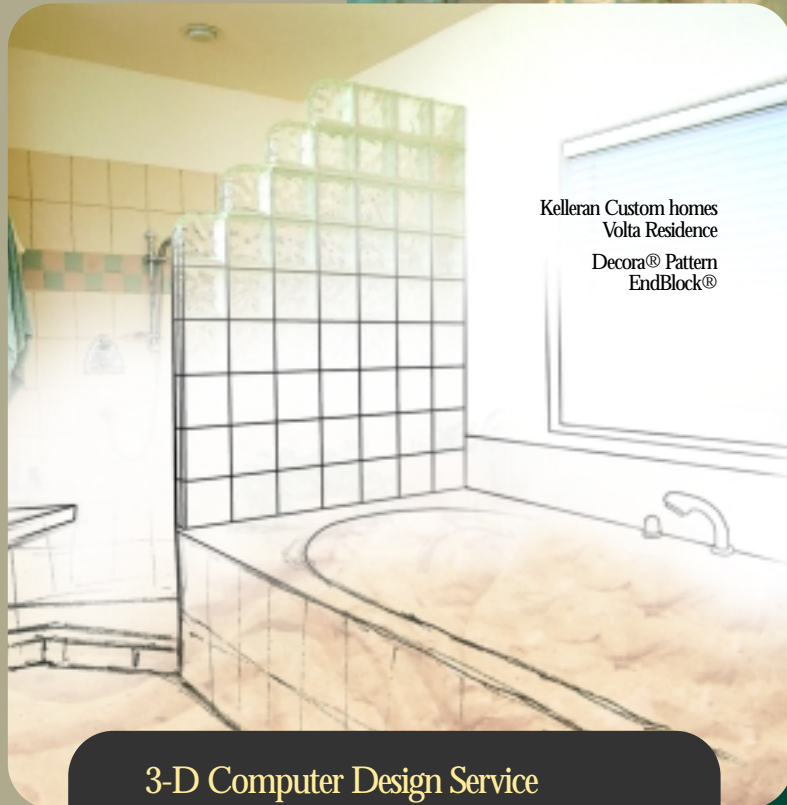
Home Owner Managed Project  
Decora® Pattern 45 Angle "Tridron®" Soft radius 6x8 block



Chaffey Homes  
Spec home/ Sterling Woods  
Decora® Pattern 8 x 8 block &  
90° Hedron® block



Kelleran Custom homes  
Volta Residence  
Decora® Pattern  
EndBlock®



## 3-D Computer Design Service

Our staff will help transform your rough sketch, existing plan, or empty space into a workable 3 dimensional plan for your approval



Chaffey Homes  
Spec Home/ The Highlands Decora® Pattern  
90° Angle Hedron® Block



Home Owner Managed Project  
Icescapes® Pattern  
12" Radius Arque® Blocks

Chaffey Spec home/  
Sterling Woods

Decora® Pattern  
Soft Radius with  
8 x 8 Blocks  
and 90° Angle  
Hedron® blocks



## Job Sight Coordination & Construction

Each shower project gets a visit from our project manager to do layout and subgrade coordination. Our award winning crews construct your dream shower to it's highest possible quality.

All photos  
courtesy of  
Seattle Glass Block